



ELLIPSE

ES3

PENDANT LIGHT

ADAMLAMP





Ellipse Es3

The structure consists of self-supporting diamond shape panel system. The form is made from many small elliptical element.

The variants of shape are also designed digitally, Each of them is hand-assembled in a unique way.

The repetitive overlapping structure of the assembled elements gives a very exciting plastic surface, generating a playful light and shadow effect.

Lamps are made of very thin (0,3 mm), white, translucent plastic, and thus- despite of the size of the individual elements- they are relatively light (ca. 1 kg, depending on the shape).

Ellipse lamp series similarly to Hexa consists of fixture lamps for indoor use. Diffused light that provides good general light in the room.

Type: Pendant Light

Product Code: ES3W50

Material: Plastic

Colour: Opal, white

Cleaning Instructions

Dust the lamp with a duster.

Ceiling Rose

Diameter: 9 cm / 3.5 in

Colour: White

Material: Polypropylene plastic

Cable length: 250cm / 98 in

Cable colour: White

Bulb spec

E27 bulb holder

Avoid the use of conventional bulbs, they may overheat. Recommends low-energy LED bulb (max 40W).
LED Bulbs 4W-22W (40W-150W Incandescent Light Bulb)

- 13W 2700K E27 1521lm LED

- 15W E27 3000K 1600lm LED

- 18W E27 3000K 2000lm LED

- 22W E27 3000K 2500lm LED

Weight (kg)

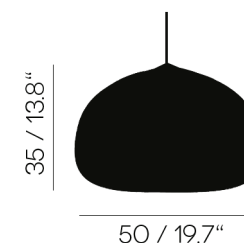
max 1 kg

Dimensions (cm/in)

Es3 Ø50 cm/19.7 in H 35 cm/13.8 in

Packaging(m)(H,W,D)

Es3 0.35 0.50 0.50



Installation

